



by LINDSAY WINDOWS

Inspiring Designs for Every Style



www.LindsayWindows.com



INNOVATION

MEETS ELEGANCE, EFFICIENCY AND SECURITY.

Choosing windows for your home is one of the most important homeowner decisions you make. You want the most attractive, durable and efficient window available to keep you comfortable and build value in your home. The Pinnacle is the ultimate model of the Lindsay Windows family. It incorporates innovative design and manufacturing with architectural appeal that compliments any home's style. Pinnacle's elegant styling, energy efficiency, strength and protection ensures that your new windows will be a wise investment not only now, but for the lifetime of your home.



GLASS DESIGN OPTIONS

GRID PATTERNS

Enhance the look of your home with distinctive grid styles. All grids are between the glass—making cleaning easy. Simply choose a grid pattern and type below to accent your new windows and make them your own. Another option is simulated divided grids which apply to the glass on the interior and exterior giving that colonial, traditional window look.



COLONIAL




SUSPENDED



PRAIRIE




PERIMETER ON DOUBLE HUNG



PERIMETER ON SLIDER

*The number of grids used in the colonial and suspended patterns can be customize to your desired look.
All the above are available as simulated divided lites.*

GRID TYPES



FLAT



SCULPTURED



SIMULATED DIVIDED LITE

OBSCURE GLASS

Obscure glass is commonly used in bathrooms to distort the image behind the glass.



NORMAL VIEW



STANDARD
OBSCURE



RAIN

EXTERIOR OPTIONS

BRICK MOULD AND TRIM

Enhance the exterior of your home by choosing one of our exterior trim options.



TWO PART BRICK MOULD
(Welded at all four corners)



TWO PART BRICK MOULD WITH SILL NOSE
(Welded at top two corners)



3-1/2" EXTERIOR TRIM
(Welded at all four corners)



J-Channel Add-On

DESIGN & COLOR OPTIONS

EXTENSION JAMB AND WINDOW CASING



EXTENSION JAMB COLORS AND BASE SHOE / CASING COLORS


(Wood Composite Base) *Solid white vinyl jamb available as an option.



Actual colors may vary. White can be wood based, laminate or solid vinyl.

HARDWARE OPTIONS

Customize your window look by choosing from a wide selection of hardware colors.



Actual colors may vary from those shown.

Casement and Awning:

Brass, Black, Antique Brass, Satin Nickel, Bronze, Clay, Sandstone and White

Double Hung and Sliders:

Antique Brass, Satin Nickel, Bronze, Clay, Sandstone and White

Patio Handles:

Brushed Chrome, Brass, Black, Antique Brass, Satin Nickel, Bronze, Clay, Sandstone and White

CASEMENT BLINDS

with Low E Glass

Blinds TILT, RAISE & LOWER in a sealed IG unit.



COLOR CHOICES

Please speak with your sales representative for larger jobs requesting custom paint colors, or additional laminates we offer.

EXTERIOR/INTERIOR COLORS



WOODGRAIN INTERIOR

All woodgrains available on white. Only light and dark woodgrains on clay base. Many color and laminate combinations are available. Warranty covers interior laminates and paint. See warranty for details. Actual colors may vary from those shown.



EXTERIOR/INTERIOR COATINGS



SUPERIOR DESIGN

From the swings in temperature to unwanted outdoor sounds to operational and cleaning hassles, your windows constantly impact your comfort, household expenses and overall attractiveness of your home. At Lindsay Windows, we understand this and that is why we have designed and engineered the Pinnacle for superior performance combined with style, beauty, security and design flexibility. It is the benchmark for the high-end, premium window market.

GREAT PERFORMANCE FEATURES



- ▶ uPVC vinyl compound for easy maintenance and consistent color. No more rotting, painting, staining or warping
- ▶ Injected foam improves energy performance and sound reduction
- ▶ Made in USA ThermoStrong reinforcement reduces the energy loss between the exterior and interior while improving strength
- ▶ Magnetic bulb seal between the bottom sash and sill provide a "refrigerator effect" seal
- ▶ SecureEZ Hardware combines the lock with an integrated tilt latch for clean and premium appearance
- ▶ Triple weatherstripping to reduce outside air and sound
- ▶ Double strength glass for superior longevity and safety
- ▶ Overlapping, extruded interlocks improve safety, energy efficiency and add superior air resistance to prevent water intrusion
- ▶ Welded frame and sash corners for outstanding strength and durability
- ▶ Sloped sill for great water runoff and easy cleaning
- ▶ Patented sill upstand for strength and safety
- ▶ Sash vent allows limited sash opening
- ▶ Extruded nail-fin available



ATTRACTIVE DESIGN

- ▶ Curved and beveled exterior provide attractive curb appeal
- ▶ Contoured lift rails for attractive view from the inside
- ▶ Beveled locks for security
- ▶ Balance tube covers hide distracting chambers
- ▶ Matching color hardware with options to customize it for your home



EASY TO USE

- ▶ Both top and bottom sash operate and tilt in for easy cleaning and ventilation
- ▶ Smooth operation with OpenEZ Balance System for opening and closing your window



Double Hung Window
Optional Triple Glass



Optional Standard Lock
with Tilt Latches



Lock Position



Unlock Position



Tilt Position



Non-metal Reinforcement
at Interlock and Other
Sash Parts Where
Requires

WINDOW STYLES



DOUBLE HUNG

Pinnacle double hung windows are exceedingly beautiful—the most common choice for homeowners. Double hung windows contain two sashes which both open for venting and cleaning.

These windows will not only enhance the look of your home, but provide excellent protection from the outside elements.

Pinnacle double hung windows feature:

- ▶ Top and bottom sash operate and tilt in for easy cleaning
- ▶ Extruded mitered screen frames. Optional FlexScreen
- ▶ Three weatherstrip layers to reduce air and sound infiltration
- ▶ Foam enhanced frame and sash to improve energy performance
- ▶ Several standard interior and exterior colors with optional coating of any color
- ▶ Magnetic "refrigerator" seal on bottom sash to seal sash to frame
- ▶ Sash vents are standard, WOCD options available
- ▶ Foam blocks to reduce air infiltration




Tilt-in window for easy cleaning from inside.

DOUBLE HUNG MEETING RAIL OPTIONS

You have the option to change the height of your single hung or double hung meeting rail. A custom meeting rail is available by measuring from the bottom sill of the window to the top of the meeting rail.



COTTAGE



Oriel



CUSTOM



SLIDER


Pinnacle slider windows have a clean and simple design that adds style to your home. They provide years of worry-free operation, excellent ventilation and durable vinyl that stands the test of time.

Pinnacle slider windows feature:


- ▶ Durable brass adjustable rollers
- ▶ Three pieces of weatherstrip to minimize air infiltration
- ▶ Superior visibility for a better view
- ▶ Most economical window for enhancing a larger opening
- ▶ Engineered weepage system to enable water drainage and minimize air infiltration
- ▶ Configurations include 2-lite, 1/3-1/3-1/3, and 1/4-1/2-1/4
- ▶ Sashes can be removed for easy cleaning
- ▶ Optional center bar to make slider look like hung window



2-Lite Slider



1/4-1/2-1/4 Configuration



1/3-1/3-1/3 Configuration



PICTURE

Pinnacle picture windows provide a calm, peaceful environment that keeps outside noise out and inside noise in. These windows have a clean look and allow for maximum light and view to the outdoors.

Pinnacle picture windows feature:

- ▶ Superior visibility to the outside
- ▶ Non-operable and very energy efficient
- ▶ Clean aesthetics for rich look
- ▶ Ideal for attaching to side, top or bottom of operable windows
- ▶ Several colors and woodgrains available



SLIDING PATIO


Open the door to exhilaration. Enjoy the best of both worlds: a room with a view that opens to the outdoors and gives you the peace of mind of a weather-tight Pinnacle sliding patio door. Optional between-the-glass blinds that tilt and raise are also available.

Pinnacle sliding patio doors feature:


- ▶ Heavy-duty adjustable brass rollers for easy operation
- ▶ Removable panels to allow for moving of large objects in and out of home
- ▶ Operating sash can be changed to reverse operating direction without removing frame
- ▶ Transom and sidelites available
- ▶ Standard 2-point lock
- ▶ Optional between-the-glass blinds
- ▶ Optional foot and/or key lock for added security
- ▶ Optional pet screen mesh
- ▶ Optional woodgrains, laminates, and paints available



Picture



Casement with Transom



Double Hung with Transom



2-Lite Patio Door



2-Lite Patio Door



3-Lite Center Operator



3-Lite End Operator



3-Lite End Operator



4-Lite Patio Door



CASEMENT & FIXED OVER AWNING

The best casement windows give significant glass visibility, provide savings, and strength with minimal effort using strong, reliable hardware. Pinnacle casement windows are built with superior strength hardware that functions smoothly. Pinnacle casement windows do not have the "flat" casement look, but are contoured to appear like hung and slider windows.

Pinnacle casement windows offer:

- ▶ Easy cleaning from the inside with 90 degree opening
- ▶ Three pieces of weatherstrip between the frame and sash
- ▶ Multi-point locking for increased security
- ▶ Alternate hardware color options available
- ▶ Several interior and exterior color options are available
- ▶ Optional between-the-glass blinds
- ▶ Optional interior woodgrains available
- ▶ Optional egress hardware available
- ▶ Optional center bar makes casement look like a double hung (see picture below)
- ▶ Paints and laminate available for interior and exterior



Transom over Casement



Casements are easy to clean from inside your home.



Casement window with optional center bar gives the look of a double hung.



Extruded screen frame with small tabs to hold the screen securely in place



Optional between-the-glass blinds (Raise | Lower | Tilt)
Colors: White, Sandstone, Clay, Espresso, Silver Moon, Slate Grey



BAY & BOW

Add space, light and a uniquely elegant look to your home with a custom bay or bow window. Pinnacle bay and bow windows dramatically change the appearance and feel of almost any room in a way that is certain to increase the value and splendor of your home. Bay and bows open up your room for more light and visibility to enjoy the outside from inside.

Pinnacle bay and bow windows feature:

- ▶ Custom sizes with various options for projection and seat board
- ▶ A combination of operable and non-operable windows
- ▶ Added value and curb appeal to your home
- ▶ Narrow frame and sash to maximize glass view
- ▶ One unit construction for strength and energy efficiency
- ▶ Seat board options include: oak, birch and laminate to match windows
- ▶ Optional colors and woodgrains
- ▶ Insulated mulls and window panning to prevent water intrusion
- ▶ Flankers can be casement or hung windows.

Choose which windows you would like to operate. Most customers choose to have the end windows (flankers) operate and the rest fixed.



Five Wide Bow Window



Bay Window with Double Hung



Bay Window



Five Wide Bow



PROVEN QUALITY



ENERGY STAR® APPROVED

Pinnacle Windows are designed to meet the rigorous ENERGY STAR standards. Pinnacle Windows have options to meet and exceed the new standards in all of the ENERGY STAR regions. Pinnacle Windows are designed to reduce energy consumption, prolong the life of your furnace and air conditioner, help the environment and provide additional comfort for you in your home. Since 1947 we have worked hard to design and manufacture energy efficient windows for your home.



MADE IN USA CERTIFIED

Pinnacle Windows are not only manufactured and assembled in the USA, but incorporate a significant percentage of materials from suppliers in the United States. While Made in USA certification calls for 75% of the value of the window to be made and produced in the United States, our goal is to exceed 95%. Primary materials produced in the United States are window extrusions, glass, weatherstrip, screen mesh, reinforcement and glass spacer. In 2012, we switched our screen mesh supplier because they moved their manufacturing facility outside of the United States. We take pride in the quality materials we purchase to build windows for your home.

At Lindsay Windows, we are committed to being environmentally engaged and responsible. Throughout the vinyl window manufacturing process—as well as how we go about our daily business—we are continually working to protect you and the environment. Our vinyl windows do not require the elimination of trees, harmful paints or stains and have an environmentally-friendly, extended life cycle which means lower consumption and less waste. Their high performance reduces the energy used in homes and their components are recyclable. At our corporate and manufacturing facilities, Lindsay Windows promotes a culture that embraces energy-saving technologies, recycling and environmental awareness as a part of everyone's responsibility of helping to preserve our world. Our commitment to reducing waste and improving recycling earned us the Waste Wise Leader Award.



LIFETIME LIMITED WARRANTY

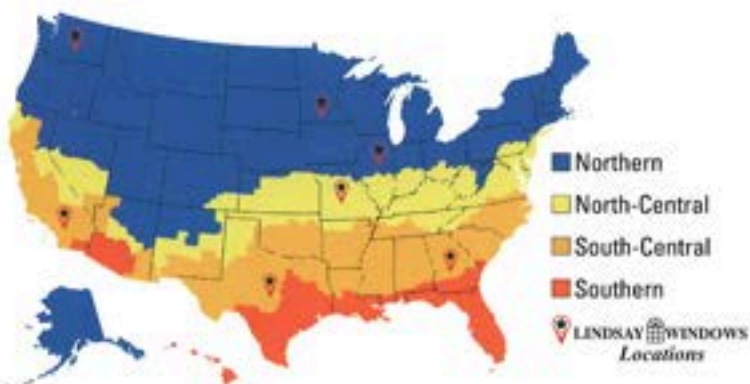
Since 1947, the manufacturer of Pinnacle Windows has offered industry-leading warranties for their products. Today, Pinnacle Windows have a lifetime limited warranty that is non-prorated and is transferable. The warranty covers everything on the window for as long as you own your home. See warranty information for details and specific limitations.

GLASS PACKAGES



ENERGY STAR 7.0 (EFFECTIVE OCTOBER 2023)

Our insulating glass offers an optimal energy equilibrium, incorporating effective solar heat management, enhanced visibility, and fade protection. Equipped with gas-filled chambers and Low-E coatings, our windows ensure elevated year-round comfort and exceptional energy efficiency.



Note: A complete list of ENERGY STAR Climate Zones by state and county or, where applicable, zip code is available at: www.energystar.gov/products/building_products/residential_windows_doors_and_skylights/climate_zone/search.

Triple glaze is available with any glass combination and will provide a better U value with any glass package as well as reduce sound (STC).

All Lindsay Windows locations have Energy Star packages available, qualifying you to obtain any government, Energy Star or local utility tax credit for a rebate. For more information, please visit www.energystar.gov/about/federal_tax_credits.

These glass packages currently meet Energy Star 7.0 requirements. We still offer all the previously offered glass packages including LoE-366™/Neat+™ and LoE-270™.



LoE-180™

When the weather turns frigid, Cardinal LoE-180™ glass is the perfect cold remedy. It keeps homes warmer and more comfortable by blocking heat loss to the outside and letting the sun's heat stream in.



LoE-270™

Cardinal's LoE-270™ offers a bit more light transmittance, while LoE-270™ gives a little more solar control.



LoE-366™

LoE-366™ is a clear coating that blocks even more solar gain, reflects heat, and lets the light stream in. It even outperforms the tinted glass often used in warm climates.



NEAT+™

Neat+™ uses a combination of static dissipation to reduce the amount of dust on the window's surface, along with help from the sun to break down greenhouse gases and other pollutants to keep the window naturally cleaner.



LoE-i89™

A 4th surface hard coat LoE-i89™ that offers more natural light. This #4 surface LoE-i89™ reflects escaping heat back into the room and improves energy efficiency. It is easy to clean and there's no haze or tint to obstruct the view.

Surface #2:

180

- ◆ 1 Layer of Silver
80% Visible Light

270

- ◆ 2 Layers of Silver
70% Visible Light

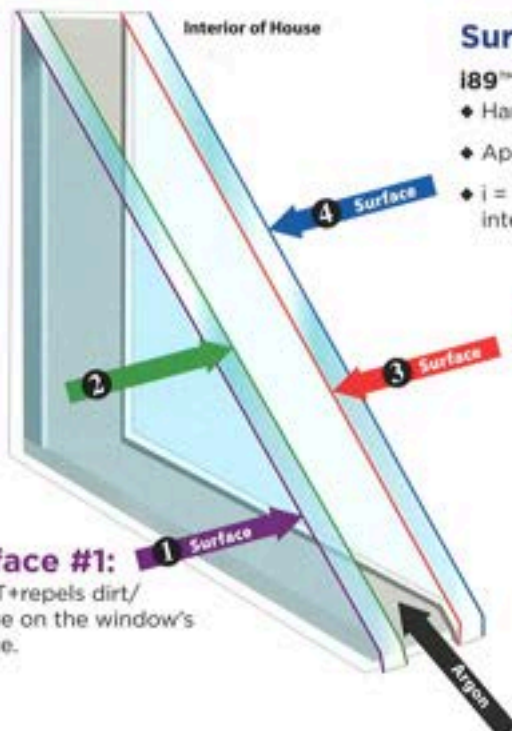
366

- ◆ 3 Layers of Silver 66% Visible Light
- ◆ Minimizing fading on furniture and flooring, LoE-i89™ effectively lowers the temperature of the interior glass by redirecting and reflecting heat back into the room.

Outside of House



Interior of House



Surface #4:

i89™

- ◆ Hard coat
- ◆ Baked on
- ◆ Appears clear
- ◆ i = invisible/interior - 89%
- ◆ Positioned on the inner surface of the home's glass, promptly reflecting energy back into the living space.

Surface #3:

Natural / Clear



U-Value

- ◆ Optimal energy retention is achieved with the lowest number. This measures inside temperatures from escaping to the outside.

Surface #1:

*NEAT+repels dirt/residue on the window's surface.




Solar Heat Gain Co-Efficient

- ◆ For the Southern region, a lower number is preferable regarding heat entering into the home.
- ◆ For the Northern region, a higher number allows heat to enter into the home which reduces heating costs.


SCREENS

CHOOSE FROM THESE SCREENS


Pinnacle windows come standard with a miter cut extruded heavy-duty screen frame. Screens are removable from the inside and outside and the screen fits inside the channel of the window frame. Choose from standard Fiberglass, or optional Clear View Screen Mesh, Pet Screen or Charcoal Aluminum.




STANDARD
FIBERGLASS



CLEAR VIEW
FIBERGLASS



PET SCREEN



CHARCOAL
ALUMINUM

Clear View Screen Advantages:

- ▶ Allows more light through than the standard screen mesh
- ▶ Uses a finer gauge of fiberglass strand than the standard screen mesh
- ▶ Clear View Screen Mesh has more strands providing a tighter weave that keeps the bugs out
- ▶ Optional for all windows that use a screen

TRY THIS REVOLUTIONARY SCREEN FROM FLEXSCREEN

FlexScreen Advantages:

- ▶ Simple design uses a PVC coated, high-performance spring steel frame
- ▶ FlexScreen is damage resistant. No more bent aluminum frames, scratched paint and broken hardware
- ▶ Effortless installation
- ▶ FlexScreen's frame is not visible. It hides in the window screen pocket, improving sight lines and eliminating the need for color matching
- ▶ Lifetime warranty directly from FlexScreen
- ▶ Available in Standard and Clear View Mesh
- ▶ Not available with casements, awnings or doors



GEOMETRIC



Make your home unique with geometric windows. Many special shapes and window configurations are available, including:

- ▶ Circle
- ▶ Ellipse
- ▶ Quarter Round
- ▶ Arch Top
- ▶ Half Round
- ▶ Custom Shapes
- ▶ Octagon
- ▶ Trapezoid

BASEMENT



Basement Window from Inside
(closed)



Basement Window from Inside
(open)

PERFORMANCE

FEATURES

Mold Resistant Weatherstrip



The average Pinnacle double hung window has over 30 feet of mold resistant weatherstrip. This specially formulated weatherstrip resists and kills allergy-aggravating, micro-particles of pollen, fungi, mold, mildew and bacteria. It also helps reduce outside noise and infiltration of exterior gases such as carbon monoxide.

ThermoStrong Reinforcement



ThermoStrong Thermal Reinforcements are advanced non-metallic composite fiberglass reinforced resin inserts, specially designed to fit into window chambers for greater strength and insulation.

SecureEZ Hardware



Patented SecureEZ Hardware includes integrated tilt latches making them invisible to achieve a cleaner high-end appearance and true market distinction. It also allows sash to easily tilt in for cleaning.



Contact your local dealer or
Lindsay Windows
for more information.

North Mankato, Minnesota
(507) 625-4278

Union, Missouri
(636) 583-0850

Aurora, Illinois
(630) 892-5091

Other manufacturing facilities in
Georgia | Washington |
California | Texas



www.LindsayWindows.com

A TRADITION OF QUALITY SINCE 1947

Lindsay Windows began over 77 years ago as a privately held, family-owned company, which it still is today. Our mission has always been to manufacture the highest quality products using materials with advanced manufacturing equipment and procedures.

Our products carry extensive industry certifications and are distributed through a network of qualified dealers. All of our products exceed the current standards for ENERGY STAR compliance and have some of the best ratings in the industry.

Our modern production facilities in Minnesota, Missouri, Illinois, Georgia, Washington and California manufacture vinyl window and door products for the markets in their geographical area. We value our employees and consider every employee a salesperson for our company. It is a privilege to provide you with the finest products that are the best value on the market, with the best energy performance and warranty. Our best testimonies come from our thousands of satisfied customers. We want you to be one of them.

Our prices reflect our commitment to craftsmanship, advanced materials and superior performance. We are proudly the third owners of Lindsay Windows for the last 35 plus years.

Thank You,
Lindsay Team

*We Enthusiastically Look
Forward To Your Order!*



Lindsay Dealer

ABC Seamless Home Specialists

520 Business Park Circle,
Stoughton, WI 53589
608-250-4950

www.abchomespecialists.com

