

thermal **ELITE** Windows & Doors



Available exclusively from our family at



Providing Quality Service Since 1975



Discover how easily you can make your remodeling dreams come true with ABC Seamless Home Specialists Thermal Elite Windows.

Unsurpassed Strength & Durability

The Thermal Elite Window utilizes high quality uPVC to construct its multi-chambered frames and sashes. This design creates formidable structural integrity. Plus, Thermal Elite Windows are custom-made to fit your home for optimal performance.

Exceptional Insulating Value

The Thermal Elite Window is foam-enhanced at critical points in the frame and sashes to maximize your energy savings. This is combined with our high-efficiency *Super Peak Performance™ Glass System.

This sealed, insulated glass system creates a less conductive window, keeping your home warmer in the winter and cooler during summer months while helping you maximize your energy savings. Super Peak Performance offers a total window U-factor of 0.18, an insulating value that far exceeds ENERGY STAR criteria.

Personalize Your Thermal Elite Windows

Ask your sales representative for details on all available options for the Thermal Elite Window. WoodGrain finishes, beautiful glass patterns and grids along with decorative hardware finishes are just a few of the options available to enhance the beauty and architecture of your home.



ABC Seamless Home Specialists Mission Statement

Customer Service is our number one priority. We will treat each and every customer with respect, care, and consideration. ABC Seamless Home Specialists will provide the best quality of product, installation and maintenance to you whole-heartedly, without compromise.

New windows will increase your home's value and will save you money on your heating and cooling bills. Our custom-made Thermal Elite uPVC window products are designed, measured and installed by our window experts.



Features that Save You Time and Money

30% More Glass Space Than Competing Replacement Windows!

- ◆ **Thermo-Magnetic Sloped Sill with Compression Seal**

A weather-inhibiting pocket combined with a refrigerator-like magnetic seal that significantly improves water drainage and air infiltration ratings.

- ◆ **Header with Recessed Sash Pocket**

Provides a clean interior appearance and prevents air infiltration.

- ◆ ***Peak Performance™ Ultra Glass**

A Triple Pane Insulating Glass System featuring Low-E Glass, enhanced with Krypton Gas and sealed with the Super® Spacer System.

- ◆ **Full Interlock**

For security while eliminating air infiltration at meeting rail.

- ◆ **Finseal Woolpile Weather-Stripping**

Virtually eliminates air and water infiltration.

- ◆ **Lifetime All Inclusive Warranty**

For your peace of mind.

- ◆ **Equal Sash Sightlines**

Provide a greater viewing area.

- ◆ **Double Wall “Easy-Touch” Lift Rails**
Full-width lift rails assure easy sash operation.

- ◆ **Recessed Tapered Lock**

Features hidden keeper for sleek appearance; provides security and peace of mind.

- ◆ **Push Button Night Latches**

For safer ventilation.

- ◆ **Internal Tilt Latches**

Provide easy access to sash tilting feature.

- ◆ **Full Fiberglass Screen**

- ◆ **Constant Force Balance**

Assures a lifetime of easy sash operation.

- ◆ **Locking Zinc Pivot Pins**

Prevent accidental sash removal while cleaning your windows.

- ◆ **Balance Covers**

Provide a clean, aesthetically pleasing appearance.

- ◆ **Beveled Screen Track**

Stiffens frame, enables easy screen removal and improves aesthetics.




Recessed Lock



Night Latch



Tilt Latch



Foam-Enhanced Frame and Sashes

Built to Perform

Solid uPVC Construction

Will not chip, peel or rot and never requires scraping or painting.

Fusion Welded, Foam-Enhanced Frame and Sashes

Fusion welded for maximum strength. Foam is added at critical points for increased energy efficiency.

Parallel I-Beam Construction

Provides increased strength, durability, and structural integrity.

Multi-Chambered Construction

Provides enhanced structural integrity.

Fully Welded and Weeped Sill

Provides water resistance and structural integrity; 300% stronger than the average cut and notch style window.

Dual Adhesive & Flex-Seal Deep-Set Glazing

Provides superior adhesion to welded sash frame.

Additional Structural Reinforcement

Located in bottom rails of both sashes.

Traverse Pin Loading (TPL)

Connecting the interlocking sash tilt pins. The weight of the sash is transferred to both sides of the jamb making it superior to other sash reinforcement methods.

More Products = More Opportunities.

Open Up Your World with ABC Seamless Home Specialists Thermal Elite Windows and Doors



Low-E Glass Coatings: How They Work

Low-E Glass allows natural light to freely enter your home as shown in the diagram to the left.

During winter months, long wave heat energy radiating from indoor objects is reflected back into the house, keeping your home warm while lowering heating costs.

In the summer, outdoor long-wave heat energy radiating from objects, is reflected back outside, lowering cooling costs. It also reduces the harmful effects of ultra-violet rays by minimizing fading of your carpet and draperies.

Warm-Edge Spacers

In winter, our insulating glass spacer system keep the edges of the glass warmer, dramatically reducing condensation while holding warm air in and keeping cold air out (Diagram B). The sealant system flexes with the glass during extreme temperature swings to help prevent seal failure (Diagram C).



Diagram B – Warm Edge Spacers block heat escape paths.




Diagram C – shows the flexibility of the Super Spacer technology and sealant system used in our triple pane glass systems and how it reacts during temperature changes.



Made in America

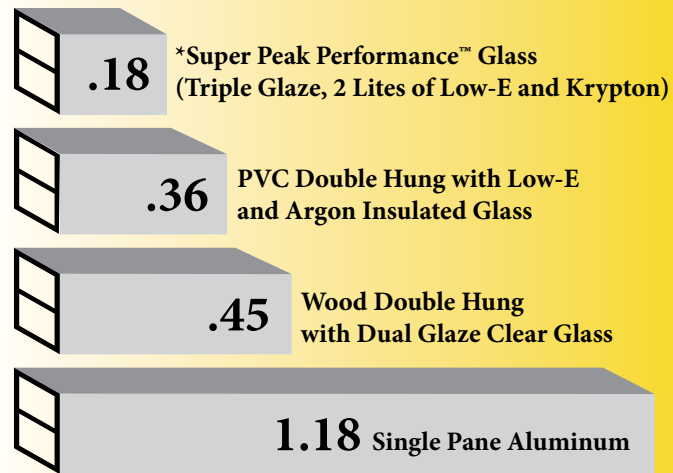
Our windows are proudly manufactured here in the US, creating jobs for thousands of American workers. Unlike other window manufacturers, our vinyl extrusion and glass components are 100% made in the USA!

Green Manufacturing

Our manufacturing processes blend environmental sensitivity with high-quality finished products. We recycle our vinyl, glass and aluminum scrap, often selling it to companies outside our industry, such as PVC pipe manufacturers and post-industrial recyclers.

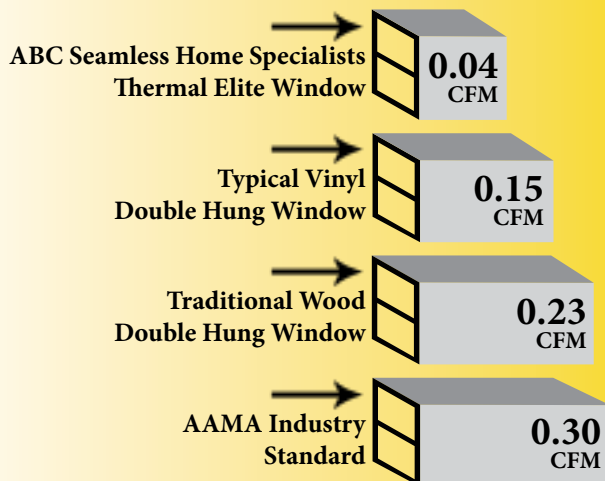


Super Peak Performance™



U-Factor Comparison: The lower the U-Factor, the better the window's thermal performance.

NOTE: Values are for single strength glass units.



Air Infiltration

The chart above shows how our windows compare to other windows and industry standards for Air Infiltration. The lower the CFM (cubic feet per minute), the less air the window lets pass through.

Utilizing uPVC vinyl provides our customers products with sustainable life spans, keeping them out of landfills. Our lead-free uPVC vinyl is not petroleum based; its production requires no burning and generates no harmful gasses. When it comes to environmentally sensitive manufacturing, our uPVC vinyl production methods are among the most advanced in the industry.

Solar Protection

Thermal Elite Windows protect your valuable draperies, carpets and furniture by inhibiting the sun's damaging ultra-violet rays.




NOTE: Values are for single strength glass units only, not for the entire window.



Top and bottom sashes on all ABC Seamless Home Specialists Thermal Elite double hung windows tilt into the home for easy and safer cleaning.

Double Hung Features

- ◆ **Parallel I-Beam Construction**
Provides increased strength, durability and structural integrity.
- ◆ **Fully Welded, Weeped and Sloped Weather-Trac Sill**
A weather-inhibiting pocket that significantly improves water drainage and air infiltration ratings; 300% stronger than the average cut-and-notch style window.
- ◆ **Thermal Weight Management System with Draft Sentry**
Assures a lifetime of easy operation.
- ◆ **Equal Sash Sight Lines with Beaded Cove-Cut Glazing**
Aesthetically pleasing picture frame design.
 - ◆ **Safety Night Latches**
For carefree ventilation.
 - ◆ **Locking Zinc Tilt Pins**
Square jamb during installation and prevent accidental sash removal during window cleaning.



Hydro Seal
Quickly removes water from frame system and your home.



Magnetic Seal
Creates air and water tight seal between sash and mainframe.



BetterVue Screen
Provides sharp, bright visibility with increased insect protection. Compare BetterVue visibility (left) with Conventional Screen (right)

Slider Features

- ◆ **Accu-Track System with Dual Weather Loc Finseal Weather-Stripping** - Virtually eliminates air and water infiltration.
- ◆ **Monorail Track System**
Provides easy sash operation.
- ◆ **Double Wall Sash Slide Rails**
Full height rails assure easy sash operation.
- ◆ **Full Interlock**
For security and elimination of air infiltration at meeting rail.



*Multiple Brass Roller Wheels
Self-aligning tandem rollers reduce friction and operating force when opening/closing sashes.*



With a complete line of Custom-made Windows, Patio Doors and Steel Entry Doors, all engineered for enduring beauty and performance.



Exclusive Removable Track Liners for easy cleaning.

Casement Window Features

- ◆ Dual Protective Color-Coordinated Exterior Q-Lon Seal with Interior Weather-Stripping
Virtually Eliminates air and water infiltration.
- ◆ Corrosion Resistant E-Gard® Hardware
- ◆ Unique Integral Mullion System
- ◆ Flush-Mount Fiberglass Screen



Nested Folding Handle



Basement Windows

Basement windows – also called hopper windows – are replacement windows that are bottom-hinged and open inward for ventilation.

For added safety and security, consider replacing low-to-the-ground windows with our basement windows featuring shatter-resistant Exolite.

Awning Windows

Awning replacement windows are a top-hinged window system that swing outward to offer maximum ventilation - even on rainy days!

Awning Windows feature Single Point Locks and Keepers along with E-Z Clean Release Latches.



How do we make a difference? Through pioneering research and development. With state-of-the-art technology as well as the leveraging of energy-efficient glass into a wide selection of innovative products. By meeting tomorrow's ENERGY STAR® standards already today so we can stay ahead of market demands – and keep ahead of the competition.

Bays & Bows

Add a beautiful focal point to your home with a custom-sized Thermal Elite Bay or Bow Window from ABC Seamless Home Specialists. Run your fingers over the smooth, hand-sanded furniture-grade finish of either birch or oak veneer. Choose casement or double hung vents to enhance the appeal of your home. Expand your decorating horizons even further with custom shingled or metal roofs.



Bay & Bow Features

- ◆ 1 ¼" Exterior Grade Hardwood Header and Seat
- ◆ Hand-Sanded 1 ¼" Birch or Oak Veneer Surround
- ◆ Corrosion-Resistant Hardware
- ◆ Over-the-Edge Exterior Design
 - ◆ Custom Depths Available
- ◆ Custom Roofs (Shingle or Metal)
- ◆ Pre-Finished Wood Option Package
 - ◆ Integral, Hidden Cable Supports

Honey and Caramel Oak Bay and Bow Windows are available with the convenient pre-finished option package.

The seat, sides, header wood and 3 ½" Oak Wood Casing are stained to match either the Honey Oak or Caramel Oak Windows.





Picture & Shaped Windows

ABC Seamless Home Specialists offers a wide variety of picture windows and shaped replacement windows.

Our designs look unique as stand-alone windows. Or they can be combined with other window styles in multi-window configurations, adding a decorative accent or enhancing your home's architecture.

Select from full-circle windows, quarter-arch windows and parallelogram-shaped windows – just to name a few.



Garden Windows

- ◆ *Dual Trapezoid-Shaped Casement Vents*
- ◆ *Sanded 1 ¼" Birch Veneer Surround*
 - ◆ *Multi-Point Locking System for security and peace of mind.*
 - ◆ *Encore Nested Folding Handle*
 - ◆ *Corrosion-Resistant Hardware*
 - ◆ *Safety Laminated Glass Roof*



Security is a definite priority in the design of the *Legance™ Patio Door. A dual-point keyed lock and mounted, recessed security bolt on the trailing edge of the operating panel are standard features on our door.

The *Legance™ Patio Door offers homeowners strength and energy efficiency for the largest opening in their home. The fully-welded construction, aluminum and steel reinforcement and security wedge interlock provide a tight seal between the panels, keeping the outside elements at bay. The exclusive, pocketed Monorail Track Design enables smooth, easy operation. In addition, the top-hung screen provides ease of operation with minimal maintenance.

Handle Set Finishes



Brushed Nickel
(Option)



Brass
(Option)



Mocha (Standard with Honey Oak and Caramel Oak WoodGrain Finishes)



Recessed Security Bolt is conveniently mounted on the trailing edge of the operating sash, enhancing the security of your patio door. Available in Brass or Brushed Nickel.



Standard Dual-Point Grappling Hook Lock increases security by drawing the sash tight to the frame. Shown with optional Brushed Nickel hardware.



Heavy duty hanging screen with Accu-Track Anti-Racking System.



Monorail Track Design enables your door to glide smoothly.



Decorative Hardware Options

Standard Hardware: White/Earthtone



Brushed Nickel



Brass



Mocha****

Vinyl Color and WoodGrain Options**



White (Standard)



Earthtone



Oak Natural*** WoodGrain (Paintable/Stainable)



Honey Oak**** Finish



Caramel Oak**** Finish


Painted Exterior Finishes**



American Clay



Terratone



Gray



Green



Brick Red



Safari Brown

*NOTE: Available in six custom colors. Additional production time required.

Thermal Elite Window & Door Options

Obscure Glass

DreamGlas®
Decorative Glass Patterns

*Exclusive Circle Sash™ Grid Design

Maintenance-Free Grids
in a variety of styles

Shaped Accent Windows

Full Fiberglass Screen* or
Aluminum Screen*

Manufacturer reserves the right to substitute components as necessary.

* All trademarks are the property of Thermal Windows & Doors.

* Screens are not meant to restrain a child from falling through an open window.

** Printing process may affect color shown. Please refer to actual window sample when selecting colors. The availability of dark color options can vary by region. Ask your sales representative for details.

*** Earthtone lock comes standard.

**** Mocha lock comes standard.

***** Standard on Honey and Caramel Oak. Not available on White and Earthtone.



Easy as ABC...

We also do Seamless Siding, Sunroom Additions, Permanent Metal Roofs, Asphalt Roofs, Gutters & Gutter Protection

ABC Seamless Home Specialists specializes in making your home look better, perform better, and fit your lifestyle in the best possible way. Our quality products coupled with our dedication to detail and creating the outcome you want for your home combine to guarantee a satisfied customer.

As a family owned and operated business, our dedication goes beyond doing a superior job, of which we are committed. Our dedication is magnified by our wish to maintain our family reputation. Everything we do reflects on multiple generations of our family involved in the business now, and in the future. Each detail of every job we do reflects on our integrity, our professionalism and on our family. The result is you can bet we are committed to meeting your expectations...and ours.

ABC Seamless Home Specialists can help you improve every aspect of the exterior of your home. We can help you increase value, aesthetics and most important, increase the utility of your home and make it fit the way you want to live.

We install all of our products on a year-round basis, so when the time is right for you, we can deliver. Since 1975 we have provided the highest quality service and products to Southern Wisconsin residents and expect that to be the case for a long time. If you are considering any change or upgrade to the exterior of your home, we would appreciate you allowing our family to show you how we can serve your family.



ABC Seamless Home Specialists

814 North Avenue
Madison, WI 53713

Phone: 608-250-4950
Fax: 608-250-4952

Email: Office@abchomespecialists.com
Website: abchomespecialists.com

...One Call Does It All